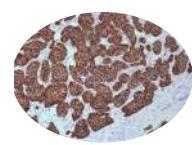
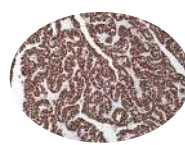
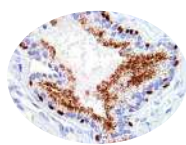
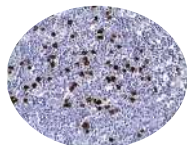
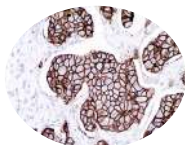



# md stainer

Automation for Immunohistochemistry  
methods, FISH and CISH



## Automatic

### MD STAINER

Fully automated IHC, FISH and CISH

## Capacity

36 determinations using independent and motorized incubation chambers. Allows overnight use, being able to process a total of 72 samples in one day

## Quality

**MD STAINER** delivers high quality, reproducibility and consistency results

## Identification

**MD STAINER** has an identification system by radiofrequency to control and verify the availability and status of each reagent. It is fully configurable by the user and provides information: batch, test number, etc.

## Traceability

Better control and traceability of the sample.  
A single labeling of the sample is performed, identifying patients through labels scan with 2D bar codes

## Tracking

**MD STAINER** performs a variety of data tracking. Reports can be generated by patient information, reagent used or performed cycles

## Security

**MD STAINER** works with low volume of waste, reduces the risk of exposure to hazardous chemicals and provides a safer working environment



Parque Tecnológico Ciencias de la Salud  
Avda. del Conocimiento, 100  
18016 Granada (Spain)  
Tel: (+34) 958 27 14 49  
Fax: (+34) 958 27 14 34  
Hotline: (+34) 958 10 50 11  
export@vitro.bio  
www.vitro.bio



Distributed by